Detachable-blade scalpel after Parker (US 1,139,796, 1915) - parts at 1:1, print at 100 %. All sizes ours (mm).

1. BLADE: 0.4 mm spring steel. Slots 2.2 wide (black): L-slot 14 on the front stud, straight slot 15 on the rear one.

Stud centres 4 below the spine, 12 apart. 16 = the projection that snaps behind the wall; 26 = finger piece. Grind the edge on the curved belly.

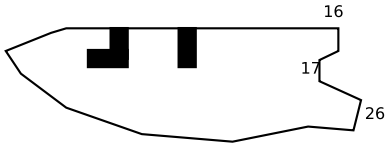

2. TONGUE, side the blade lies on (1:1): filed from the 10 mm bar, 40 long, 8 high, 4 thick.

Studs: 2 mm wire at 6 and 18 from the tip, 4 up; heads 4 across, standing off the face by the blade (0.4).

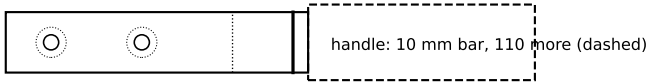

From 30 (dotted) to the handle the face rises 0.6 mm (the incline that flexes the blade). File it 0.5 mm lower from 33 to 38, leaving a square wall at 38 (solid line).

3. TONGUE from above (rise drawn 4x so it shows): blade face at the bottom.





check: 50.0 x 10.0 mm at 100 %